




Exiom Solution diseña, fabrica y distribuye la más alta calidad en Energía Solar.

La alta eficiencia de nuestras células solares nos permite producir diferentes tipos de paneles para a su vez dar la mayor eficiencia posible a sus instalaciones.

Exiom Solution designs, manufactures and delivers high-performance solar electric technology worldwide.

Our high-efficiency solar cell let us manufacture the different kinds of panels to get the most efficient in your installations.



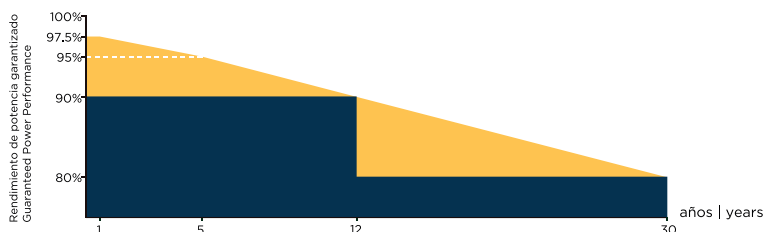
1 **Bloomberg**
TIER NEW ENERGY FINANCE

DATOS MECÁNICOS MECHANICAL SPECIFICATIONS

Dimensiones Dimensions: 2384*1303mm	Max. Voltaje Max. system Voltage (V): 1500
Peso Weight: 34 kg	No máximo. de series Max. Series Fuse Rating (A): 30
Caja de conexiones Junction box: IP 68	Carga mecánica Mechanical load: 2400pa/5400pa
Cable: 4mm ² , Landscape: 4mm ²	Marco Frame: Anodized aluminum alloy
Dimensiones celdas Cells dimensions: 210*210mm	Temp. funcionamiento Operating temperature: -40-+85
Nº de celdas Nº cells: (66*2)	Conector Connector: MC4 Compatible

GARANTÍA DE RENDIMIENTO LINEAL LINEAR PERFORMANCE WARRANTY

- Garantía de rendimiento lineal
Lineal performance warranty
- Garantía de rendimiento estandar
Standard performance warranty



CERTIFIED
IEC
61730 Ed.1

CERTIFIED
IEC
61215 Ed.2



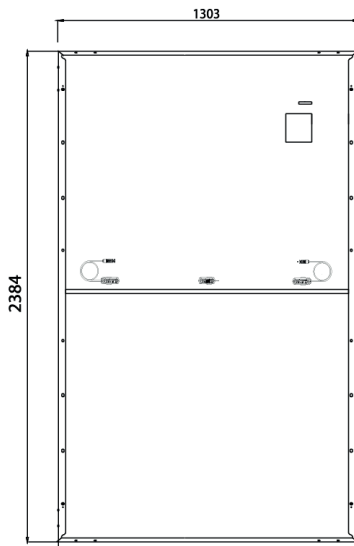
Anti-PID
System voltage durability
PPP 56042



Especificaciones sujetas a cambios técnicos y pruebas.
Exiom Solution se reserva el derecho de la correcta interpretación final.
Specifications subject to technical changes and tests. Exiom Solution reserves the right of final interpretation.

HEAD OFFICE: C/ SAN FRANCISCO, 5 - 5. 33003. OVIEDO
PHONE: +34 984 033 709 WWW.EXIOMSOLUTION.COM

EX650-665M(B)-132(HC)(210)



TIPO TYPE	EX650M132HC210	EX655M132HC210	EX660M132HC210	EX665M132HC210
-----------	----------------	----------------	----------------	----------------

STC 1000 W/M2. Module Temperature 25°C A.M.1.5

Potencia de salida Power output	650	655	660	665
Max. potencia tolerada Max. power tolerance (%)	(0, +5)			
Eficiencia módulo Module efficiency (%)	20.92	21.09	21.25	21.41
Voltage Máximo voltage, VMP (V)	37.61	37.81	38.01	38.21
Intensidad máxima actual Current, IMP (A)	17.28	17.32	17.36	17.40
Voltaje circ. abierto Voltage open circuit, VOC (V)	45.58	45.78	45.98	46.18
Intensidad de cortocircuito Short circuit current, ISC (A)	18.16	18.21	18.26	18.31

NOCT 800W/M2 Environment. Temperature 20°C A.M. 1.5

Potencia de salida Power output	491	495	499	503
Voltage Máximo voltage, VMP (V)	34.86	35.05	35.24	35.42
Intensidad máxima actual Current, IMP (A)	14.09	14.13	14.16	14.19
Voltaje circ. abierto Voltage open circuit, VOC (V)	42.30	42.48	42.67	42.86
Intensidad de cortocircuito Short circuit current, ISC (A)	14.89	14.93	14.97	15.01

COEFICIENTES DE TEMPERATURA TEMPERATURE COEFFICIENTS

Coefficiente de temp. Temp. Coefficient (P _{MAX})	-0.36%/°C
Coefficiente de temp. Temp. Coefficient (ISC)	0.05%/°C
Coefficiente de temp. Temp. Coefficient (VOC)	-0.28%/°C
NOCT	41±3°C

I-V CURVAS CURVES

Temperatura celdas | Cells temperature: 25°C. Current-Voltage & power Voltage Curve (650)

